

DROP DOWN DRILLING PLANS WITH KIMANA HINGE



Magnet K Lock
visible or invisible



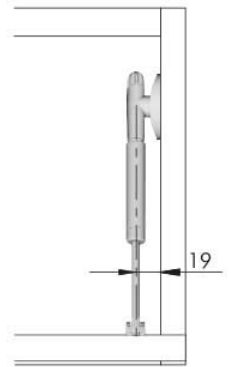
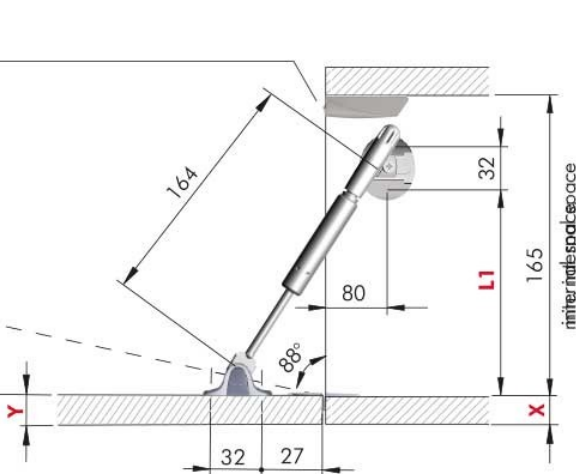
K Push Tech 20 mm
- With magnet
- Visible or invisible

For details refer to section
"PUSH CATCHES & MAGNETIC CATCHES".

Overcrossing 90° door opening
angle, it negatively effects the
Kimana hinges. ⚠



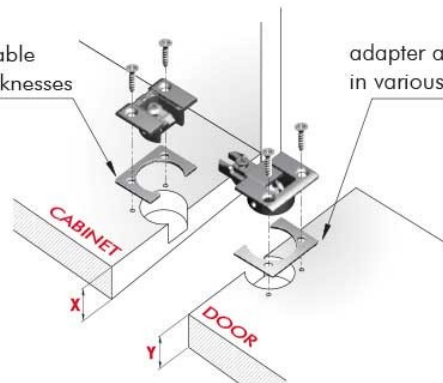
- 12°
90° max



Cabinet (X)		Door (Y)		L1
16 mm	4 mm	16 mm	2 mm	117
16 mm	4 mm	19 mm	-	119
18 mm	2 mm	18 mm	-	117
19 mm	-	16 mm	2 mm	113
19 mm	-	19 mm	-	115
20 mm	-	20 mm	-	115

For Kimana and adapter details refer to section "HINGES".

adapter available
in various thicknesses



adapter available
in various thicknesses

For other drilling plans and details please refer to the brochure.