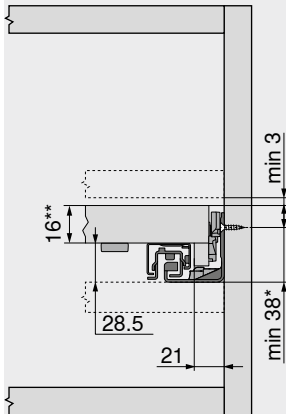


Pull-out shelf lock

Planning

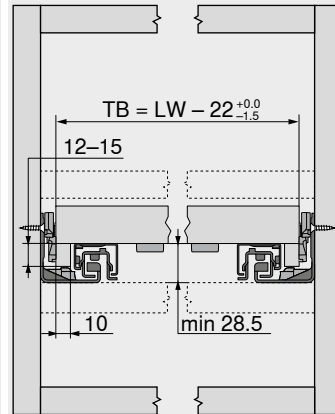
MOVENTO with TIP-ON – 760H | 766H

Space requirement in cabinet



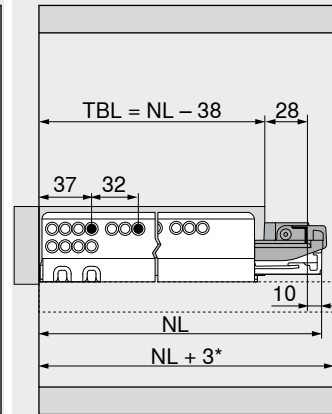
- * +1 mm for assembly of the runners prior to cabinet assembly
 ** Min. 25 mm when installed in compartment

Pull-out shelf



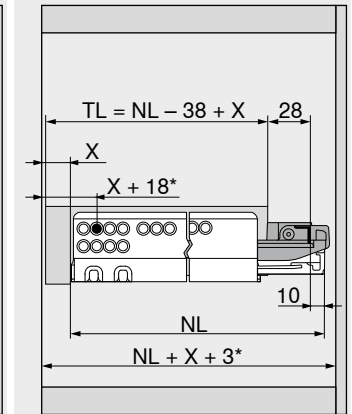
- TB Shelf width
 LW Internal cabinet width
 Limited side adjustment

Pull-out shelf



- TBL Pull-out shelf base length
 NL Nominal length
 * Additional +12 mm with side stabilisation

POS inset application



- TL Shelf length
 NL Nominal length
 X Pull-out shelf front piece thickness
 * Additional +3 mm with depth adjustment or additional +4 mm with TIP-ON

Reference pages

Overview	417	Pull-out shelf lock
TIP-ON BLUMOTION for MOVENTO	434	
TIP-ON for MOVENTO	440	
Attachment of runners	432	Short URL
E-SERVICES and assembly devices	590	www.blum.com/i010
More technical details	698	Assembly, removal and adjustment

Short URL
www.blum.com/a410

