

125° hinge

Web code

DQDJIM

Planning

Special application

Mitred application – side, with large overlay



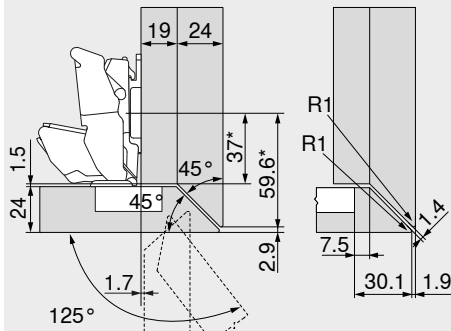
Mitred application – all 4 edges, with large overlay



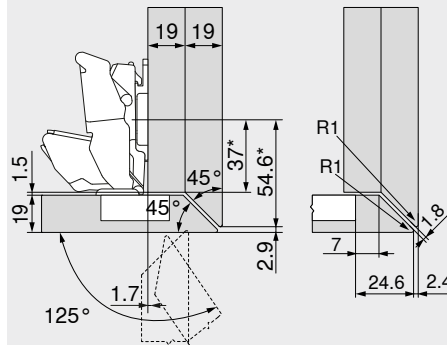
Front overlay max.



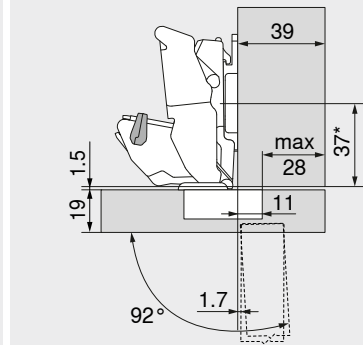
19/24 mm



19/19 mm



39 mm



Hinge for overlay applications

Standard mounting plates with 0 mm spacing

* Dimension for mounting plate with dimension A = 37 mm

Hinge for overlay applications

Standard mounting plates with 0 mm spacing

* Dimension for mounting plate with dimension A = 37 mm

Hinge for overlay applications

Standard mounting plates with 0 mm spacing

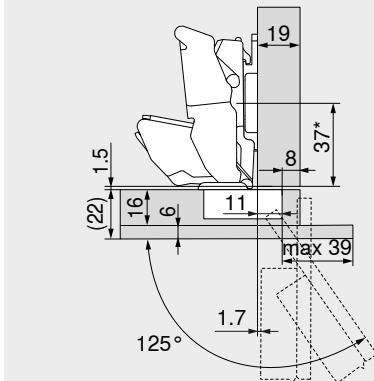
* Dimension for mounting plate with dimension A = 37 mm

Description	Opening angle	Part no.
Opening angle stop	92°	70T7553

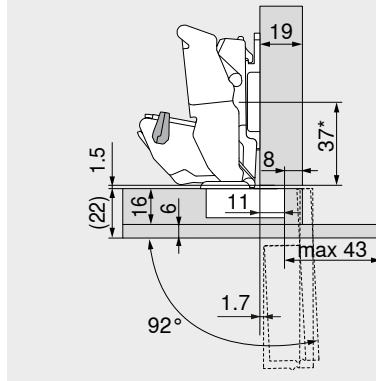
You can select any front thickness FD for a free-standing cabinet.
We recommend a trial application for a neighbouring front or an overlay application on the wall.

Thin materials – protruding

16 + 6 mm



16 + 6 mm



Hinge for overlay applications

Standard mounting plates with 0 mm spacing

* Dimension for mounting plate with dimension A = 37 mm

Hinge for overlay applications

Standard mounting plates with 0 mm spacing

* Dimension for mounting plate with dimension A = 37 mm

Description	Opening angle	Part no.
Opening angle stop	92°	70T7553