

## 155° hinge

Web code

DQDHEM

## Planning

## Special application

Mitred application – side, with large overlay



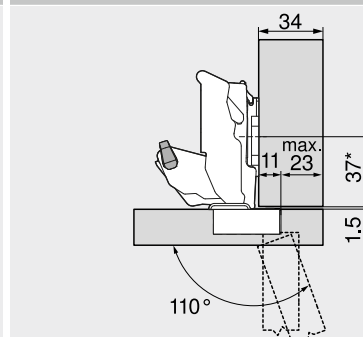
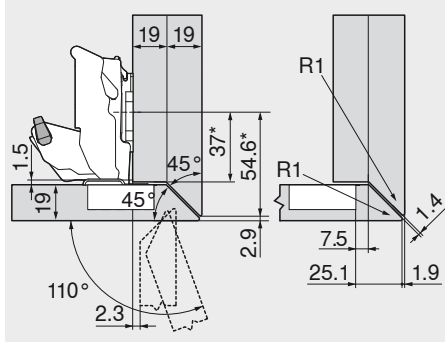
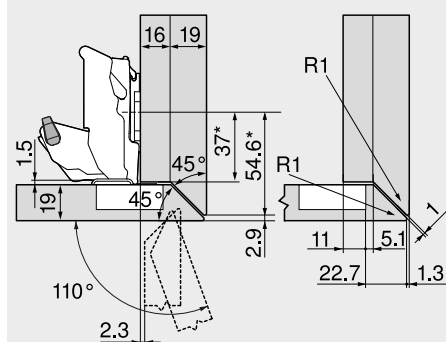
Front overlay max.



16/19 mm

19/19 mm

34 mm



## Hinge for overlay applications

## Standard mounting plates with 0 mm spacing

\* Dimension for mounting plate with dimension A = 37 mm

Description	Opening angle	Part no.
Opening angle stop	110°	70T7553

## Hinge for overlay applications

## Standard mounting plates with 0 mm spacing

\* Dimension for mounting plate with dimension A = 37 mm

Description	Opening angle	Part no.
Opening angle stop	110°	70T7553

## Hinge for overlay applications

## Standard mounting plates with 0 mm spacing

\* Dimension for mounting plate with dimension A = 37 mm

Description	Opening angle	Part no.
Opening angle stop	110°	70T7553

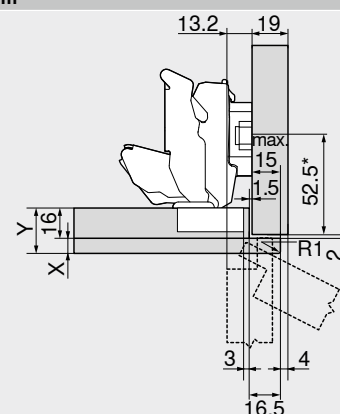
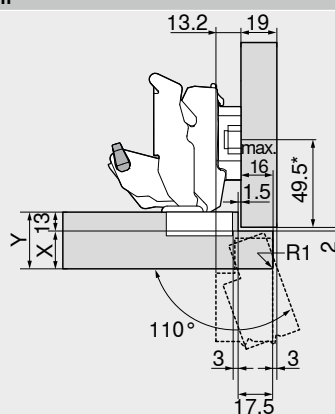
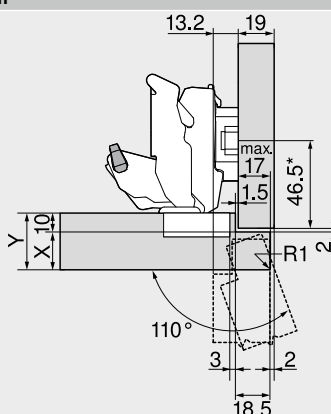
You can select any front thickness FD for a free-standing cabinet.  
We recommend a trial application for a neighbouring front or an overlay application on the wall.

## Rebated applications

10 mm

13 mm

16 mm



## Hinge for dual applications

Description	Spacing (mm)	Part no.
Mounting plate	6	175H9160

\* Dimension for mounting plate with dimension A = 37 mm

Description	Opening angle	Part no.
Opening angle stop	110°	70T7553

Cabinet situation	X max. (mm)	Y max. (mm)
	18	28
	20	30
	25	35

## Hinge for dual applications

Description	Spacing (mm)	Part no.
Mounting plate	6	175H9160

\* Dimension for mounting plate with dimension A = 37 mm

Description	Opening angle	Part no.
Opening angle stop	110°	70T7553

Cabinet situation	X max. (mm)	Y max. (mm)
	16	29
	17	30
	17	30

## Hinge for dual applications

Description	Spacing (mm)	Part no.
Mounting plate	6	175H9160

\* Dimension for mounting plate with dimension A = 37 mm

Description	Opening angle	Part no.
Opening angle stop	110°	70T7553

Cabinet situation	X max. (mm)	Y max. (mm)
	8	24
	8	24
	8	24